


# DESIGNER LEAK-TITE WELDED RADIUS COPING

**IMPORTANT!!!** MUST INDICATE PROPER RADIUS CONDITION BY CIRCILING APPROPRIATE OUTSIDE FACE

PROVIDING A RADIUS  
THE RADIUS MAY BE PROVIDED  
IN ONE OF TWO METHODS:

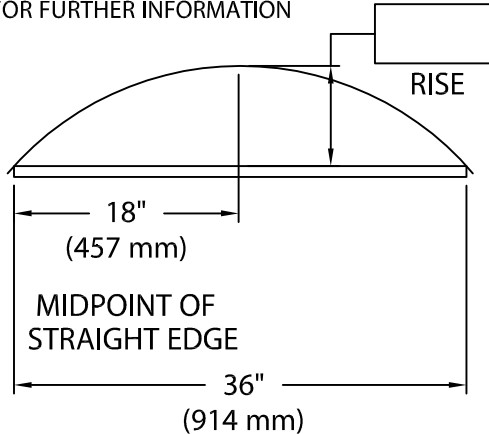
1.) THE ACTUAL KNOWN RADIUS IS



OR

2.) FIELD CONDITION MEASUREMENTS

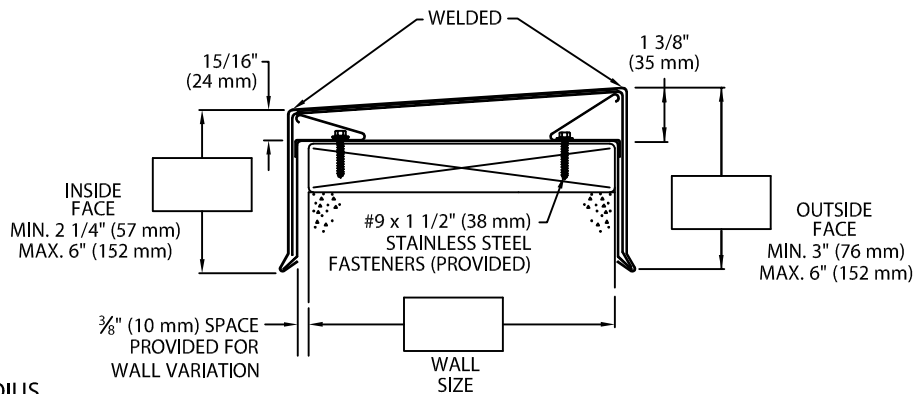
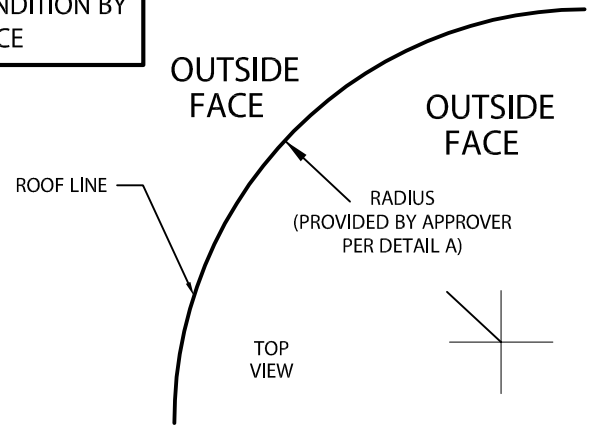
NOTE: REFER TO ATTACHED WORKSHEET  
FOR FURTHER INFORMATION



LENGTH OF  
STRAIGHT EDGE

NOTE: CHECK MEASUREMENTS ALONG ENTIRE RADIUS.

DETAIL A



Fabrication will proceed only after receipt of  
signed print approval.

## Print Approval:

Architect and/or contractor shall verify all  
dimensions, sizes and quantities. All  
products to be installed in strict accordance  
with Metal-Era's printed instructions.

Approved by: \_\_\_\_\_

Date: \_\_\_\_\_

## MATERIAL:

Top - .080" (2.03 mm) Alum.

Sides - .063" (1.60 mm) Alum.

Color: \_\_\_\_\_

Finish: \_\_\_\_\_

## QUANTITIES:

\_\_\_\_\_ Lineal Feet 4'-0" (1.22 m) Lengths

PROJECT:

ARCHITECT:

ROOFING CONTRACTOR:

REPRESENTATIVE/DISTRIBUTOR:

Corporate Offices, Manufacturing  
1600 Airport Road; Waukesha, WI 53188  
Phone: 800-558-2162  
Fax: 800-373-9156  
www.metalera.com



DATE: 03/19/09

DRN BY: JJC

CKD BY: SAK

SHT.# \_\_\_\_\_ OF \_\_\_\_\_

DWG# 11011-6649

C