



# ANCHOR-TITE STANDARD RADIUS FASCIA

FULLY ADHERED OR MECHANICALLY ATTACHED SINGLE-PLY VERSION

**IMPORTANT!!!** MUST INDICATE PROPER RADIUS CONDITION BY CIRCILING APPROPRIATE OUTSIDE FACE

PROVIDING A RADIUS  
THE RADIUS MAY BE PROVIDED  
IN ONE OF TWO METHODS:

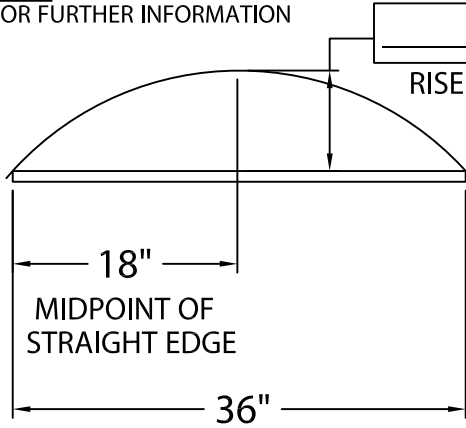
1.) THE ACTUAL KNOWN RADIUS IS

' FEET  " INCHES

OR

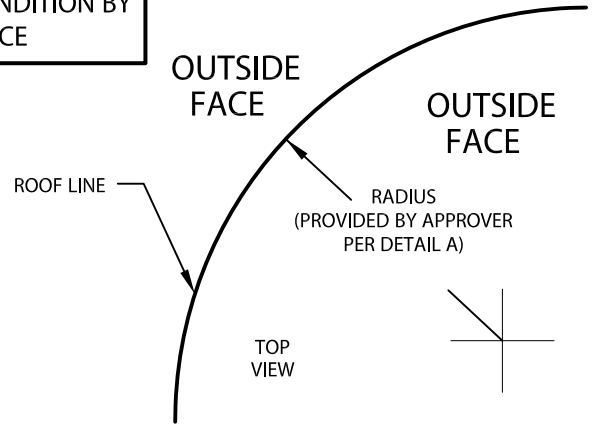
2.) FIELD CONDITION MEASUREMENTS

NOTE: REFER TO ATTACHED WORKSHEET  
FOR FURTHER INFORMATION



MINIMUM OF 2'-6"  
(CALL IF LESS)  
\* RADIUS PRODUCT NOT  
REQUIRED IF OVER 100'-0"

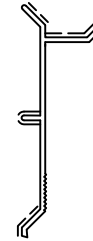
MAXIMUM OF 6"  
(CALL IF MORE)  
\* RADIUS PRODUCT NOT  
REQUIRED IF UNDER  $\frac{5}{32}$ "



--- INDICATES AREAS THAT WILL BE SLIT AS  
NEEDED TO ACCOMODATE RADIUS



FASCIA COVER WILL  
BE PROVIDED IN 6'-0"  
OR 12'-0" LENGTHS,  
DEPENDING ON  
RADIUS CONDITION



RADIUS EXTRUDED BAR  
PROVIDED IN 12'-0" LENGTHS,  
EITHER SLIT OR ROLLED,  
DEPENDING ON RADIUS  
CONDITION

LENGTH OF  
STRAIGHT EDGE  
NOTE: CHECK MEASUREMENTS ALONG ENTIRE RADIUS.

DETAIL A

## ANCHOR-TITE STANDARD RADIUS FASCIA DIMENSIONS

PRODUCT ID. NO.	H DIM.	X DIM.	COVERAGE
<input type="checkbox"/> AF-40	4"	2 3/4"	1 NAILER
<input type="checkbox"/> AF-55	5 1/2"	4 1/4"	2 NAILERS
<input type="checkbox"/> AF-70	7"	5 3/4"	3 NAILERS
<input type="checkbox"/> AF-85	8 1/2"	7 1/4"	4 NAILERS

Fabrication will proceed only after receipt of signed print approval.

## Print Approval:

Architect and/or contractor shall verify all dimensions, sizes and quantities. All products to be installed in strict accordance with Metal-Era's printed instructions.

Approved by: \_\_\_\_\_

Date: \_\_\_\_\_

## MATERIAL:

\_\_\_ 24 Ga. Galv. Steel  
\_\_\_ .040" Aluminum  
\_\_\_ OTHER \_\_\_\_\_

Color: \_\_\_\_\_

Finish: \_\_\_\_\_

## QUANTITIES:

\_\_\_\_\_ Lineal Feet 12'-0" Lengths

PROJECT:

ARCHITECT:

ROOFING CONTRACTOR:

REPRESENTATIVE/DISTRIBUTOR:

Corporate Offices, Manufacturing  
1600 Airport Road; Waukesha, WI 53188  
Phone: 800-558-2162  
Fax: 800-373-9156  
www.metalera.com



DATE: 2/28/17

DRN BY: JAB

CKD BY: SAK

SHT.# \_\_\_ OF \_\_\_

DWG# 11010-1114

E